C C (=25 C)

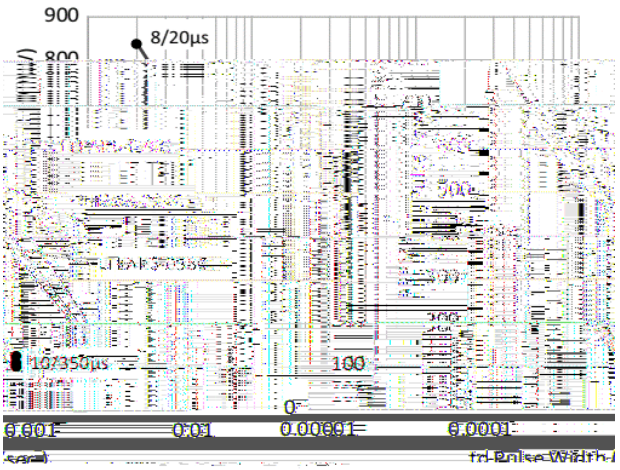

Typical Peak Pulse Power Rating Curve



Peak Power Derating



Pulse Waveform

C C ., .

Reflow Condition		Lead–free assembly
Pre Heat	- Temperature Min ($T_{s(min)}$)	150℃
	- Temperature Max ($T_{s(max)}$)	200℃
	- Time (min to max) (t_s)	60 – 180 secs
Average ramp up rate (Liquidus Temp (T_A) to peak		3℃/second max
$T_{S(max)}$ to T_A - Ramp-up Rate		3℃/second max
Reflow	- Temperature (T_A) (Liquidus)	217℃
	- Time (min to max) (t_s)	60 – 150 seconds
Peak Temperature (T_P)		$245^{+0/-5}$ ℃
Time within 5℃ of actual peak Temperature (t_p)		20 – 40 seconds
Ramp-down Rate		6℃/second max
Time 25℃ to peak Temperature (T_P)		8 minutes Max.
Do not exceed		245℃

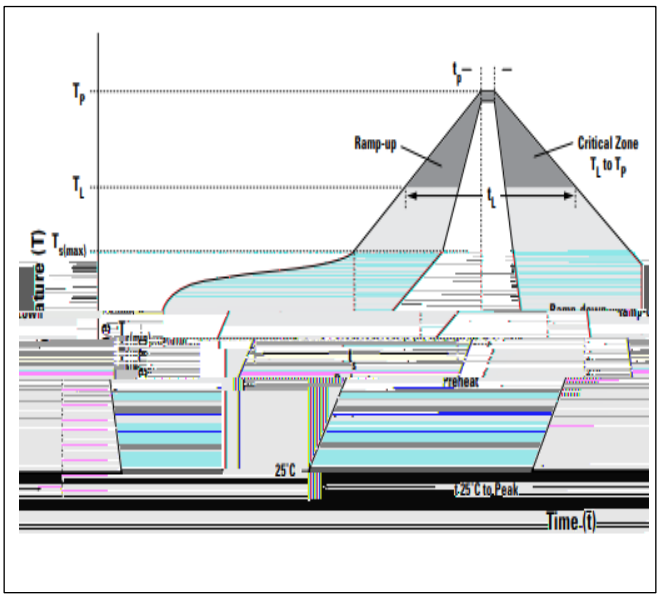

C C ., .

D

D				
A	0.621	0.655	15.78	16.63
B	0.529	0.594	13.43	15.29
C	0.544	0.561	13.83	14.24
D	0.273	0.285	6.94	7.24
E	0.702	0.737	17.82	

C C ., .

A 6

A: Uni-directional
CA: Bi-directional

Reverse Standard off Voltage V_R

Product series

C



C

(-)

A 6	-218	400	Tape & Reel

	C	E D
1.0		15-A -2021

C C ., .